

# **RAPIDLY ADVANCING DISCIPLES (RAD)**

## **Healthy Church Planting Booklet**

Last Revised: September 2016

THIS PAGE INTENTIONALLY LEFT BLANK

Rapidly Advancing Disciples (RAD) by WSG  
Copyright © 2006-2016  
English Language Version

## Table of Contents

The Steps for Planting Healthy Churches .....	4
The Steps for Planting Healthy Churches - Diagram.....	5
What is a Healthy Church? .....	6
Healthy Church Tracking .....	7
How to Share the Gospel (2-3-4).....	8
First Step Lesson 1 - Be Assured of Your Salvation .....	9
First Step Lesson 2 - Be Baptized .....	10
First Step Lesson 3 - Go and Tell.....	11
First Church Meeting - Trust and Obey (Authority).....	12
Second Church Meeting - Live a New Life (Foundation).....	13
Third Church Meeting - Walk in the Light (Right Living).....	14
Fourth Church Meeting - Love One Another (Right Relationships) .....	15
Fifth Church Meeting - Be Strong in the Lord (Right Resisting) .....	16
Sixth Church Meeting - Give Generously (The Church) .....	17
Seventh Church Meeting - Take the Lord's Supper (The Church) .....	18
Next Step Discipleship Instructions .....	19
Next Step Discipleship Scripture Set .....	20
Appendix A - Additional Baptism Lesson #1 .....	22
Appendix A - Additional Baptism Lesson #2.....	23

## The Steps for Planting Healthy Churches

- (1) Pray for harvesters (The Man of Peace is often the first harvester) and go to a village or city where Jesus sends you. **(Luke 10:1-3)**
- (2) Depend on God and don't waste time on the way. **(Luke 10:4)**
- (3) Trust that God has placed a Man of Peace to meet you.  
**(Acts 17:26-27)**
- (4) Find the Man of Peace, enter his house, and eat and drink what they give you (*Stay in the house and don't go house to house!*).  
**(Luke 10: 5-8)**  
*Note: When you are asked what you are doing there, you can say, "I am a follower of the Lord Jesus Christ, and I am here to give God's blessing to this village".*
- (5) Meet needs and share the Gospel. **(Luke 10:9)**  
*(Share the Gospel using the 2-3-4 method found on Page 8)*
- (6) After one person follows Jesus, start church in the house and as quickly as possible teach them the 3 First Steps to Following Jesus Lessons.
  - a. Be Assured of Your Salvation **(Page 9)**
  - b. Be Baptized **(Page 10)**
  - c. Go and Tell **(Page 11)** - *The local believers are the harvesters!*
- (7) Explain and begin giving the **Lord's Supper** to the baptized believers.
- (8) Go at least once per week and disciple the new church to make it healthy **(Use Paul's Pattern)**.
  - a. Teach the First Church Meeting **(Page 12)**
  - b. Teach the Second Church Meeting **(Page 13)**
  - c. Teach the Third Church Meeting **(Page 14)**
  - d. Teach the Fourth Church Meeting **(Page 15)**
  - e. Teach the Fifth Church Meeting **(Page 16)**
  - f. Teach the Sixth Church Meeting **(Page 17)**
  - g. Teach the Seventh Church Meeting **(Page 18)**
- (9) Have the Church begin the Next Steps of Discipleship and together appoint servant-leaders. **(Page 19-21)**
- (10) Find obedient believers and teach them this entire process.

### Notes:

- *As the church grows, make sure that someone teaches all new believers the 3 first step lessons and the 7 lessons of Paul's Pattern.*
- *Do not plant more than 6 churches at a time. You need to be able to visit and disciple the churches at least once per week until they are healthy. If you have planted 6 churches, this means 6 days of work and one day of Sabbath rest. After one of the churches is healthy, go and plant another in a new place.*

## The Steps for Planting Healthy Churches - Diagram

This diagram will help you remember the steps to planting healthy churches. You can also draw it when you teach others to plant healthy churches so that they can learn and remember the process as well.

(10) Find obedient believers and teach them this entire process so they can also teach others.

(9) Start the Next Step of Discipleship and Appoint Leaders (Page 19-21)

(8g) Take the Lord's Supper (Page 18)

(8f) Give Generously (Page 17)

(8e) Be Strong in the Lord (Page 16)

(8d) Love One Another (Page 15)

(8c) Walk in the Light (Page 14)

(8b) Live a New Life (Page 13)

(8a) Trust and Obey (Page 12)

(7) Explain and begin giving the Lord's Supper to baptized believers.

(6) Start Church/Teach 3 First Step Lessons

(a) Be Assured (Page 9)

(b) Be Baptized (Page 10)

(c) Go and Tell (Page 11)

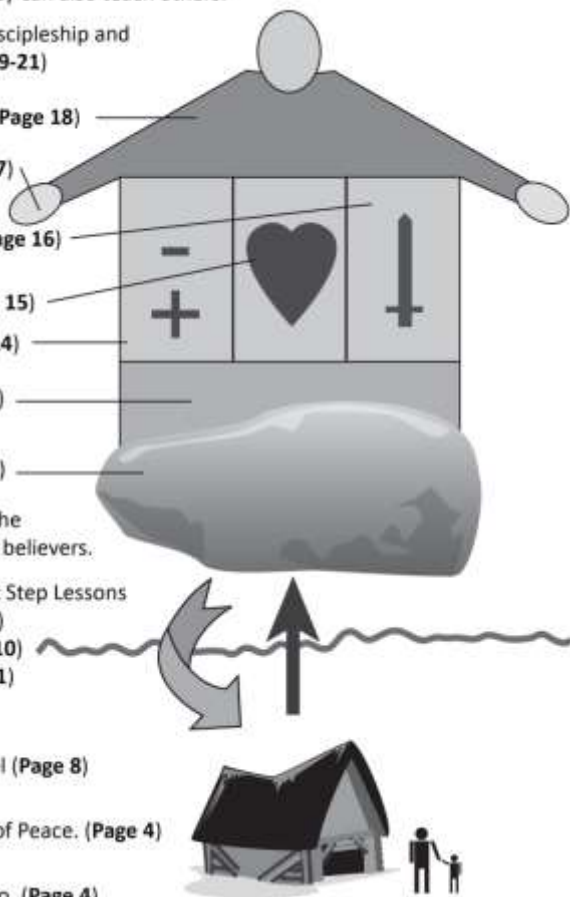
(5) Meet Needs/Share Gospel (Page 8)

(4) Enter the house (Page 4)

(3) God has placed the Man of Peace. (Page 4)

(2) Depend on God. (Page 4)

(1) Pray for Harvesters and Go. (Page 4)

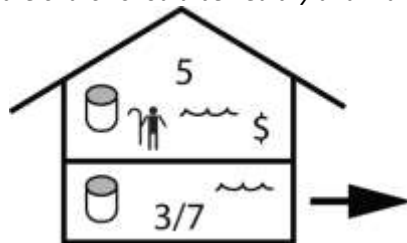


# What is a Healthy Church?

A healthy church...

1. Has only one purpose.
  - a. To make the true God and His Glory known - (**Hab 2:14**)
2. Has 2 sources of authority.
  - a. The Lord Jesus Christ (God) - (**Col 1:18-19**)
  - b. God's Word (Bible) - (**2 Tim 3:16-17**)
3. Has 3 types of Leaders.
  - a. Elders/Pastors/Shepherds - (**1 Tim 3:1-7**)
  - b. Servant Leaders/Deacons - (**Acts 6, 1 Tim 3:8-13**)
  - c. Treasurers - Trustworthy Servant Leaders who handle the giving.
4. Has 4 signs of health. A healthy church will...
  - a. Be able to support itself financially.
  - b. Have its own leaders and the authority to govern itself.
  - c. Go and multiply by making other healthy churches.
  - d. Correct itself and one another using God's Word.
5. Does 5 functions assigned by God to make Him and His Glory known.
  - a. Worship - Love God (**Matt 22:36-38**)
  - b. Service - Love and Submit to others (**Matt 22:39, Acts 2:42-47**)
  - c. Fellowship - Love one another (**Matt 22:39, Acts 2:42-47**)
  - d. Evangelism - Go and Tell the Good News (**Mt 28:18-19, Acts 2:47**)
  - e. Discipleship - Teaching to Obey (**Matt 28:19-20, Acts 2:42-47**)

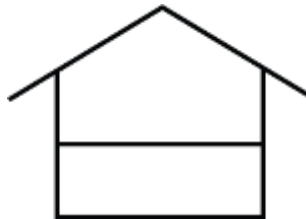
*Whenever you follow the steps on **Pages 4 and 5** to start planting healthy churches you will need some way to know when they are healthy. Since the goal is to stay in the house until that church is healthy, you should draw the following diagram and fill it in as the church grows more and more healthy. After the diagram is complete, the church should be healthy and multiplying.*



## Healthy Church Tracking

Here are the steps to track your churches and make sure they are healthy:

1. After you started a church in a new place (Step 6 on **Page 4**), you will begin to track that church's health. Draw the following diagram on a blank sheet or use a healthy church tracking sheet if you have one. Write the name of village or place under the house.



Location Name

2. After you have taught the first believers the First Step Lessons you can draw this symbol (3/) in the ground floor of the house.
3. After you have given the first person baptism, draw this symbol ( ~~~ ) in the ground floor of the house.
4. After you have begun to give the baptized believers the Lord's Supper, draw this symbol ( 🍷 ) in the ground floor of the house.
5. After you have taught the 7 Lessons of Paul's Pattern to the new church, draw this symbol ( 7 ) on the ground floor of the house.
6. After leaders have been appointed in the church, draw this symbol ( 👤 ) in the top floor of the house.
7. After the church members and/or leaders are giving baptism to others, draw this symbol ( ~~~ ) in the top floor of the house.
8. After the church members and/or leaders are giving the Lord's Supper to other baptized believers, draw this symbol ( 🍷 ) in the top floor of the house.
9. After the church has appointed a treasurer and they are collecting tithes and offerings every week, draw this symbol ( \$ ) in the top floor.
10. After the church is doing all of the 5 functions assigned by God for healthy churches to do, draw this symbol ( 5 ) in the top floor.
11. After the church is going and making other healthy churches in different places, draw this symbol ( ➡ ) outside of the church.

## How to Share the Gospel (2-3-4)

**What does God want?** – 2 Peter 3:9, Romans 10:13-15, Luke 8:39

**How should we share?** - 1 Cor 2:1-5, 1 Cor 1:17, 1 Thess. 2:1-8

**What should we say?** - Share the Gospel using 2-3-4.

**2 - The 2 means that the Gospel has 2 parts - Your story and Jesus' Story**

**3 - The 3 means that your story has 3 parts**

- Your Life before Christ
- How You Met Christ
- Your Life after Christ

**4 - The 4 means that Jesus' story has 4 parts**

Judgment (Ro 2:16, Heb 9:27, Ro 3:23, 6:23)

Repentance (Mark 1:15, Acts 2:37-38, 2 Peter 3:9)

Death on the Cross (1 John 2:1-2, Ro 5:6,8, John 3:16)

Resurrection (Ro 6:23, 1 Peter 1:3-4, 2 Cor 5:17)

**Ask them if they want to follow Jesus and receive this great salvation.**

If they want to accept use Romans 10:9 and tell them the following:

- (1) They must repent of their sin before God.
- (2) They must commit to following Jesus only (confessing Jesus is Lord).
- (3) They must believe in their heart that Jesus rose from the dead (that Jesus died for their sin and rose to new life so they can also have a new life both now and forever).

After they accept Christ...

**Give them a Bible:** Give them a Bible to read or listen to.

**Assign Daily Reading:**

Tell them that every day they should read or listen to 3 chapters of the Bible and that they should be obedient to God's commands.



## First Step Lesson 1 - Be Assured of Your Salvation

*Notes: Try to teach all three first step lessons to a new believer as quickly as possible. All three can be taught in one day (the day they decide to follow Jesus Christ) or on three different days. The goal is that they learn and be obedient to these truths from Scripture as quickly as they can.*

**Pray:** Begin your time with the new believer or believers with prayer. Thank God that this person has decided to follow Jesus and has received salvation.

### **New Teaching:**

(1) Do a Participative Bible Study

**Read or Listen:** Ephesians 1:13-14, John 10:27-30, Luke 3:15-17

**Ask the 3 Study Questions about each passage and have them try to answer.**

1. What does this teach you?
2. What should you not do?
3. How will you obey?

### **Say the Command:**

Now that you have decided to only follow Jesus, **Be assured of your salvation.** Jesus is the most high God and is more powerful than any other gods. No one can take you from Jesus' hand. Also, God's Spirit (the Holy Spirit) has come into your heart and has permanently marked you for salvation. Therefore, you should rejoice and **Be assured of your salvation!**

### **Tell:**

Every person in the whole world who decides to follow Jesus is also given God's Spirit in their hearts forever. Because of this, all those who follow Jesus are one body and Jesus is the head. When people who follow Jesus meet together regularly to worship and be obedient to God, it is called a church. You are now part of the church, and you should begin to meet regularly with other follower of Jesus Christ.

**Pray:** Finish First Step Lesson Number 1 with prayer. Thank God for his wonderful gift of His Holy Spirit and for eternal life.

## First Step Lesson 2 - Be Baptized

**Pray:** Begin your time with the new believer or believers with prayer. Thank God that this person has received the Holy Spirit and is ready to continue to follow Jesus.

### **New Teaching:**

(1) Do a Participative Bible Study

**Read or Listen:** Acts 8:26-39 and Acts 22:16

**Ask the 3 Study Questions about each passage and have them try to answer.**

1. What does this teach you?
2. What should you not do?
3. How will you obey?

### **Say the Command:**

You have already learned that your salvation is assured because God has placed His Holy Spirit inside your heart. Since God has already baptized you on the inside with His Holy Spirit, you are clean. However, to demonstrate that you really do follow the Lord Jesus Christ and so others can see that He is your Lord, He has commanded you to **Be Baptized** in water. You have said before that you will follow Jesus, so what will you do? As you studied today, why do you delay? Get up and **Be Baptized!**

**Assignment:** If they are ready to **be baptized**, do it as soon as possible (immediately is the most Biblical). *Note: If more than one person or household is ready for baptism, you, the church planter, should not baptize everyone. Rather you should follow the example of Paul (1 Cor 1:14-17) and the local believers to baptize new believers.*

**Pray:** Finish First Step Lesson Number 2 with prayer. Thank God for water baptism, which is God's symbol of our baptism by the Holy Spirit and by which we can demonstrate our trust and obedience to Him.

*Notes: If the person will not be baptized as evidence of their commitment to follow Jesus Christ, meet again with this person and begin the supplemental baptism lessons at the end of this booklet (**Appendix A - Pages 22 and 23**).*

## First Step Lesson 3 - Go and Tell

**Pray:** Begin your time with the new believer or believers with prayer. Thank God that his salvation is for all people everywhere.

### **New Teaching:**

(1) Do a Participative Bible Study

**Read or Listen:** Matthew 28:18-20

**Ask the 3 Study Questions about each passage and have them try to answer.**

1. What does this teach you?
2. What should you not do?
3. How will you obey?

### **Teach 2-3-4 (The Gospel is the Good News):**

Using the description of 2-3-4 on **Page 8**, teach them 2-3-4. Remember that teaching is more than simply telling them how to do it, they must practice. Therefore, after you explain 2-3-4, have them do the following:

1. **Practice the 3 parts:** If you are teaching more than one person at a time, ask them to tell their story to one another while you listen. If you are only teaching one person, have them tell you their story. Have them practice until they can tell their story easily to others. Make sure they include the Good News about Jesus in their story!
2. **Practice the 4 parts of Jesus' story:** Have them listen or read each Bible passage used in Jesus' story. Then have them tell one another or you Jesus' story until they know it and can easily tell others.

### **Say the Command:**

Obey Jesus and **Go and Tell** everyone you meet the Good News so that they also might receive God's free gift of salvation and escape judgment.

### **Assignment:**

Have them make a list or think of 5 people that they will **Go and Tell** this week. Tell them that every time the church meets, they will always ask each other who they have shared the Gospel with since they last met.

**Pray:** Finish First Step Lesson Number 3 with prayer. Thank God for the Good News about salvation and ask for boldness in sharing 2-3-4.

## First Church Meeting - Trust and Obey (Authority)

### Paul's Pattern Lesson 1

**Pray:** Begin the meeting with prayer. After you and/or others pray, go to the next step.

**Praise:** Sing songs of praise and worship to God.

**Accountability:** Ask the 4 accountability questions:

- (1) Who did you share the gospel with since we last met?
- (2) Did you read/listen to the Bible every day?
- (3) How did you obey what you learned last time?
- (4) Prayer requests/Testimonies (*Note: If someone tells the church about a problem, they should immediately pray for that person*)

**New Teaching:**

- (1) Participative Bible Study

**Read or Listen:** Isaiah 26:4 and Matthew 7:24-29

**Ask the 3 Study Questions about the passage.**

1. What does this teach you?
2. What should you not do?
3. How will you obey?

- (2) Memorize

**Memorize:** 2 Timothy 3:16

**Ask the 3 Study Questions about the passage.**

**Say the Command:**

**Trust and Obey** the Lord and His Word.

**Give the Gospel:** Tell the 4 Parts of Jesus' Story

**Closing Prayer:** End the meeting with prayer and commission the body to continue to be obedient to Jesus, to go and share the gospel, and to practice all that they have learned.

## Second Church Meeting - Live a New Life (Foundation)

### Paul's Pattern Lesson 2

**Pray:** Begin the meeting with prayer. After you and/or others pray, go to the next step.

**Praise:** Sing songs of praise and worship to God.

**Accountability:** Ask the 4 accountability questions:

- (1) Who did you share the gospel with since we last met?
- (2) Did you read/listen to the Bible every day?
- (3) How did you obey what you learned last time?
- (4) Prayer requests/Testimonies (*Note: If someone tells the church about a problem, they should immediately pray for that person*)

**New Teaching:**

- (1) Participative Bible Study

**Read or Listen:** Matthew 6:5-15

**Ask the 3 Study Questions about the passage.**

1. What does this teach you?
2. What should you not do?
3. How will you obey?

- (2) Memorize

**Memorize:** Colossians 1:10

**Ask the 3 Study Questions about the passage.**

**Do the Actions:** You've been given a new birth, so live a new life. How? By abiding in God's Word every day, by offering prayer and praise to God, in fellowship with God's people, sharing the gospel with those around you, with Jesus as your example of service and suffering.

**Say the Command:**

**Live a New Life** worthy of the Lord and please Him in every way.

**Give the Gospel:** Tell the 4 Parts of Jesus' Story

**Closing Prayer:** End the meeting with prayer and commission the body to obey and practice what they have learned and remind them to continue to go and share the gospel to everyone they know and meet in the village.

## Third Church Meeting - Walk in the Light (Right Living)

### Paul's Pattern Lesson 3

**Pray:** Begin the meeting with prayer. After you and/or others pray, go to the next step.

**Praise:** Sing songs of praise and worship to God.

**Accountability:** Ask the 4 accountability questions:

- (1) Who did you share the gospel with since we last met?
- (2) Did you read/listen to the Bible every day?
- (3) How did you obey what you learned last time?
- (4) Prayer requests/Testimonies (*Note: If someone tells the church about a problem, they should immediately pray for that person*)

**New Teaching:**

- (1) Participative Bible Study

**Read or Listen:**

Put Off - Col 3:5-10

Put On - Col 3:12-14

**Ask the 3 Study Questions about the passage.**

1. What does this teach you?
2. What should you not do?
3. How will you obey?

- (2) Memorize

**Memorize:** Ephesians 5:8

**Ask the 3 Study Questions about the passage.**

**Say the Command:**

Put off evil and put on good. **Walk in the Light!**

**Give the Gospel:** Tell the 4 Parts of Jesus' Story

**Closing Prayer:** End the meeting with prayer and commission the body to obey and practice what they have learned and remind them to continue to go and share the gospel to everyone they know and meet in the village.

## Fourth Church Meeting - Love One Another (Right Relationships)

### Paul's Pattern Lesson 4

**Pray:** Begin the meeting with prayer. After you and/or others pray, go to the next step.

**Praise:** Sing songs of praise and worship to God.

**Accountability:** Ask the 4 accountability questions:

- (1) Who did you share the gospel with since we last met?
- (2) Did you read/listen to the Bible every day?
- (3) How did you obey what you learned last time?
- (4) Prayer requests/Testimonies (*Note: If someone tells the church about a problem, they should immediately pray for that person*)

**New Teaching:**

(1) Participative Bible Study

**Read or Listen:** Col 3:14-4:6, 1 Pet 2:13-14, Ephesians 5:21-6:9

**Ask the 3 Study Questions about the passage.**

1. What does this teach you?
2. What should you not do?
3. How will you obey?

(2) Memorize

**Memorize:** Ephesians 5:21

**Ask the 3 Study Questions about the passage.**

**Say the Command:**

**Love** and Submit to **one another**.

**Give the Gospel:** Tell the 4 Parts of Jesus' Story

**Closing Prayer:** End the meeting with prayer and commission the body to obey and practice what they have learned and remind them to continue to go and share the gospel to everyone they know and meet in the village.

## **Fifth Church Meeting - Be Strong in the Lord (Right Resisting)**

### **Paul's Pattern Lesson 5**

**Pray:** Begin the meeting with prayer. After you and/or others pray, go to the next step.

**Praise:** Sing songs of praise and worship to God.

**Accountability:** Ask the 4 accountability questions:

- (1) Who did you share the gospel with since we last met?
- (2) Did you read/listen to the Bible every day?
- (3) How did you obey what you learned last time?
- (4) Prayer requests/Testimonies (*Note: If someone tells the church about a problem, they should immediately pray for that person*)

#### **New Teaching:**

(1) Participative Bible Study

**Read or Listen:** Ephesians 6:10-18

**Ask the 3 Study Questions about the passage.**

1. What does this teach you?
2. What should you not do?
3. How will you obey?

**Do the Actions and Hand Motions for this passage.**

(2) Memorize

**Memorize:** James 4:7

**Ask the 3 Study Questions about the passage.**

**Say the Command:**

**Be Strong in the Lord** and Resist Temptation

**Give the Gospel:** Tell the 4 Parts of Jesus' Story

**Closing Prayer:** End the meeting with prayer and commission the body to obey and practice what they have learned and remind them to continue to go and share the gospel to everyone they know and meet in the village.



## Sixth Church Meeting - Give Generously (The Church)

### Paul's Pattern Lesson 6

**Pray:** Begin the meeting with prayer. After prayer, go to the next step.

**Praise:** Sing songs of praise and worship to God.

**Accountability:** Ask the 4 accountability questions:

- (1) Who did you share the gospel with since we last met?
- (2) Did you read/listen to the Bible every day?
- (3) How did you obey what you learned last time?
- (4) Prayer requests/Testimonies

#### **New Teaching:**

(1) Participative Bible Study

**Read or Listen:** Acts 2:42-47

**Ask the 3 Study Questions about the passage.**

1. What does this teach you?
2. What should you not do?
3. How will you obey?

**Do the Actions:** You've been given a new church, so help it grow. How? By discipling each other, by worshiping together, by having fellowship together, by sharing the gospel with the world, with Jesus as your example of service.

(2) Memorize

**Memorize:** Matthew 5:42

**Ask the 3 Study Questions about the passage.**

**Say the Command:**

**Give Generously.**

**Collect the Tithes and Offerings:** *This should become a regular part of the church service from this point forward.*

**Give the Gospel:** Tell the 4 Parts of Jesus' Story

**Closing Prayer:** End the meeting with prayer and commission the body to obey.

## Seventh Church Meeting - Take the Lord's Supper (The Church)

### Paul's Pattern Lesson 7

**Pray:** Begin the meeting with prayer. After you and/or others pray, go to the next step.

**Praise:** Sing songs of praise and worship to God.

- (1) Who did you share the gospel with since we last met?
- (2) Did you read/listen to the Bible every day?
- (3) How did you obey what you learned last time?
- (4) Prayer requests/Testimonies (*Note: If someone tells the church about a problem, they should immediately pray for that person*)

#### **New Teaching:**

(1) Participative Bible Study

**Read or Listen:** 1 Corinthians 11:23-34

**Ask the 3 Study Questions about the passage.**

1. What does this teach you?
2. What should you not do?
3. How will you obey?

(2) Memorize

**Memorize:** John 6:35

**Ask the 3 Study Questions about the passage.**

#### **Say the Command:**

Examine yourself, **Take the Lord's Supper**, and Remember the Lord.

**Give the Lord's Supper to Baptized Believers:** *If it is not already, the church, itself, should begin giving the Lord's Supper as a regular part of the meeting from this point forward.*

#### **Collect the Tithes and Offerings:**

**Give the Gospel:** Tell the 4 Parts of Jesus' Story

**Closing Prayer:** End the meeting with prayer and commission the body to obey.

.

## Next Step Discipleship Instructions

*Now that you have finished helping the church learn both the First Step Lessons and Paul's Pattern, the church should be on its way to being healthy. If you remember, a healthy church must be self-governing, which means that it must have leaders who God has called and raised up to lead His church body. Maybe you and the local church have already identified some of those whom God has appointed, but it is possible that the local believers still need to continue to grow and mature. Until potential leaders are mature and able to handle God's Word accurately, the church will need to self-teach and continue to meet regularly to worship and study the Bible. You will also need to regularly check on the church and make sure they are still growing in the Lord. Finally, remember that by now, a local believer should be baptizing those who accept Christ. If you do all the baptizing, you will not make a healthy church! The one doing the baptism may be a potential leader or simply the believer who shared Christ with that person.*

Therefore, after the last lesson of Paul's Pattern, instruct the churches to do the following:

- Tell them to continue to meet and follow the same pattern of church service that they have already been doing.
- Tell them that they should use the Next Step Scripture passages on **Pages 20 and 21** when they come to the **New Teaching** section of the church meeting.
- Tell them that they should appoint someone to make sure that the **Lord's Supper** is done regularly.
- Tell them, if they are not doing so already, that they, as a church body, need to **baptize** those who accept Christ.
- Tell them that they should assign two trustworthy believers to collect the **giving**, count it, and report to the entire church body what has been given.
- Tell them that they as a church body should ask God and then decide as a group what the Bible says they should do with the giving received. Tell them it should be used only as it was in the Bible.

*Remember also that your goal is to plant healthy multiplying churches. This means that you should always be looking for obedient disciples who will go to empty fields and start again and to whom you can teach this entire process. As you find obedient disciples, begin to teach them all that you have learned.*

## Next Step Discipleship Scripture Set

#	Scripture Reference	Story/Theme
1	Luke 5:1-11	Fishers of Men/Following Christ
2	John 15:1-11	Vine and Branches/Abiding in Christ
3	Psalms 119:1-16	Meditating on God's Word
4	Luke 11:1-13 & Luke 18:1-8	Prayer
5	Luke 17:11-19	Lepers Healed/Worship
6	John 4:3-42	Woman at the Well/Worship
7	Matthew 3:1-17	John the Baptist/Holy Spirit
8	John 14:16-17, John 16:5-15	Holy Spirit's Role
9	Genesis 1-2	Creation
10	Genesis 3	Sin
11	Acts 2:37-47	Fellowship
12	Colossians 1:13-23	Jesus
13	Philippians 2:3-11	Service/Jesus
14	Exodus 20:1-17	10 Commandments
15	1 Corinthians 15:1-19	Resurrection of Jesus
16	1 Thessalonians 4:13-5:11	Our Resurrection
17	John 14:1-15	Heaven and Jesus is God
18	Luke 7:36-50	Forgiveness
19	Luke 10:25-37	Great Commandment
20	Matthew 18:21-35	Forgiving others
21	Luke 8:4-15	Evangelism/Parable of the Sower
22	Luke 15	Grace
23	Luke 17:1-10	Causing others to sin
24	Luke 1:26-38, Luke 2:1-20	Jesus' birth
25	Ephesians 2:1-10	Justification
26	Galatians 5:16-25	Fruit of the Spirit
27	1 Corinthians 12:1-13	Spiritual Gifts
28	1 Corinthians 12:14-31	Unity/Church
29	1 Corinthians 13	Love
30	Hebrews 11	Trust
31	Romans 4	Faith
32	John 13:1-20	Service
33	Acts 4:1-31	Evangelism

## Next Step Discipleship Scripture Set - Continued

34	Matthew 25:31-46	Justice
35	Luke 12:15-34	Coveting/Greed
36	Luke 14:25-35	Discipleship/Counting Cost
37	Mark 7:14-23	Internal Cleanliness
38	1 Kings 18:20-40	Idols weak
39	Matthew 5:21-48	Relationships
40	Matthew 6:1-24	Real Religion
41	Daniel 6	Obedience through Persecution
42	Psalms 23	Comfort from the Lord
43	Matthew 24:42-25:13	2 <sup>nd</sup> Coming Believer
44	John 3:1-21	New Birth
45	John 5:18-30	Jesus is God/Resurrection
46	Luke 8:26-39	Jesus power over Demons
47	Luke 8:22-25	Jesus power over nature
48	Matthew 14:13-21	Jesus meets needs
49	Matthew 14:22-36	Jesus can do miracles
50	Matthew 16:13-28	Who is Jesus
51	Acts 5:1-11	Don't lie to God
52	Acts 17:16-34	Paul at Athens
53	Acts 19:11-20	If you don't know Jesus
54	1 Timothy 3:1-15	Overseers and Deacons
55	James 2:1-13	How to treat others
56	James 3:1-12	The tongue
57	1 John 1:5-2:6	Sin and Light: Darkness
58	1 John 4	Testing the Spirits/Love
59	Revelation 20:11-21:8	End times
60	1 Thess 4:1-12	Sanctification

### LONG TERM DISCIPLESHIP

*After elders and leaders, who meet the qualifications of 1 Timothy 3, are appointed in the church, there are still many things that both the new leaders and the believers need to know. Obedience and growth in Christ is a life-long process. RAD Leadership and training materials are available to help you multiply and develop leaders for continued church health and growth.*

## Appendix A - Additional Baptism Lesson #1

This study can be done with those who have received the Gospel with joy, but who, after learning about baptism, are still not ready or willing to take it.

1. **Read and Discuss:** Matt. 13:1-9 and Matt 13:18-23.

**Ask:** What kind of soil do you want to be?

2. **Read and Discuss:** Luke 14:25-33, Matt 10:32-39, and Romans 10:9.

*Key Points -*

- Jesus came to bring salvation to the whole world.
- Some will not receive His salvation and will persecute you for following Jesus.
- While our salvation is based only on putting our faith and trust in Jesus, we demonstrate that he really is our Lord by putting Him first. His commands must come before all others. This is why Jesus asks his disciples to count the cost.

**Ask:** Will you obey the commands of Jesus? He is the only way to salvation. God is giving you a choice. Will you follow Jesus or not?

4. **Read and Discuss:** Matt. 28:18-20 and Matt. 3:13-17

**Ask:**

- In Matt. 28:18-20, what did Jesus command us to do? If we are His disciples, should we obey Jesus' commands?
- In Matt. 3:13-17, what was the example of Jesus? If we are His disciples, should we follow Jesus' example?

5. **Read and Discuss:** Romans 6:3-8

*Key Points -*

- Going under the water symbolizes Jesus' death. Just like Jesus died for your sins, your sinful nature and your old life are dead.
- Coming out of the water symbolizes Jesus' resurrection. Just like Jesus rose to new life, when you believed, were also given new life through Jesus.

**Ask:** Now that you know what water baptism symbolizes and that it is the command and example of Jesus Christ, will you do it? Water baptism is the evidence that you really have received salvation and that you really will follow Jesus the rest of your life. What will you do?

## Appendix A - Additional Baptism Lesson #2

This study can be done with those who after going through the first additional baptism lesson are still not ready or willing to take it.

**Ask:** How many times would you need to see a command or example from Jesus in the Bible before you would obey it? *(Hopefully the answer is just once!)*

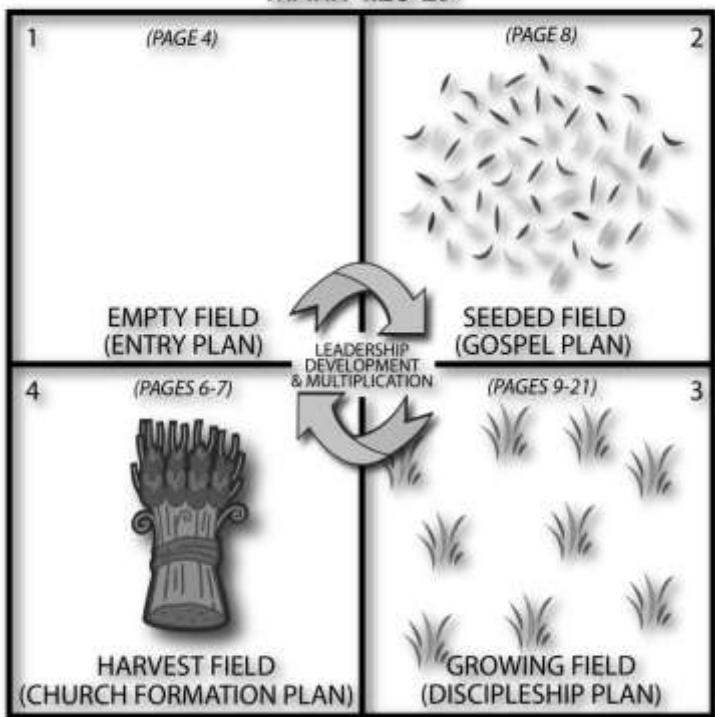
**Read and Discuss** the following passages from the book of Acts. After each passage is read, ask the following questions:

- (1) When did the new believer or believers take water baptism?
- (2) Who took baptism? *(Pay attention to the number of people, the gender, their previous life choices, and their current status)*
- (3) After all the passages have been discussed, close by asking the same question that Ananias asked Paul in Acts 22:16, "Why do you delay?"

Passage	Person(s) being Baptized
Acts 2:41	3000 in one day
Acts 8:6-13	Demon-possessed/sorcerer/sick
Acts 8:36-38	Eunuch on the road
Acts 9:18-19	Murderer and Persecutor of Christians
Acts 10:47-48	Gentiles (non-Jewish people)
Acts 16:13-15	Women by the river
Acts 16:33	A Roman jailer
Acts 18:8	Religious Leader (Synagogue/Temple Priest)
Acts 19:1-5	Those who had been baptized in some other way besides in the name of Jesus.
Acts 22:14-17	Murderer of Christians <i>"Why are you waiting?"</i>

*From Tree of Life - Used with Permission*

**THE FOUR FIELDS OF KINGDOM GROWTH**  
**MARK 4:26-29**



**GO AND TELL LIST**

1. \_\_\_\_\_
2. \_\_\_\_\_
3. \_\_\_\_\_
4. \_\_\_\_\_
5. \_\_\_\_\_
6. \_\_\_\_\_

7. \_\_\_\_\_
8. \_\_\_\_\_
9. \_\_\_\_\_
10. \_\_\_\_\_
11. \_\_\_\_\_
12. \_\_\_\_\_